

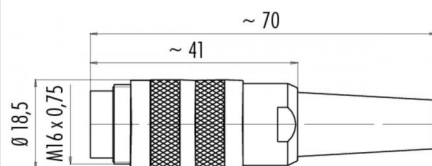
Product **M16 IP40 cable connector, Contacts: 3 DIN, 6.0 - 8.0 mm, shieldable, solder, IP40**

Area **M16 IP40 series 581**
 Article number **99 2005 20 03**

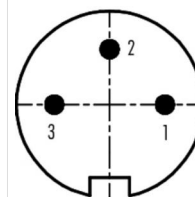
Illustration



Ritning

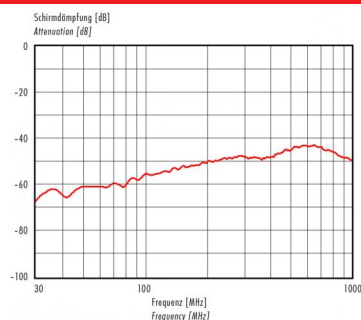


Polbild



	X	Y
1	3,50	0,00
2	0,00	3,50
3	-3,50	0,00

Derating curve



You can find the item description on the next page.

Technical data

General features

Kontaktdesign	cable connector
Kontaktionslösning	screw
Anslutning	solder
Tvärsnitt (mm)	0.75 mm ²
Tvärsnitt (AWG)	18
Kabeluttag	6.0 - 8.0 mm
Övre gränstemperatur	85 °C
Lägre gränstemperatur	- 40 °C
Customs tariff number	85369010

Electrical parameters

Märkström (40°C)	7 A
Märkspänning	250 V
Märkstötspänning	1500 V
Föroreningsgrad	1
Överspänningskategori	III
Isoleringsmaterialgrupp	≤ 5 mΩ
Resistans	≥ 10 ¹⁰ Ω
Insulation resistance	shieldable
EMV-behörighet	IP40
Kapslingsklass	> 500 Mating cycles
Mekanisk livslängd	

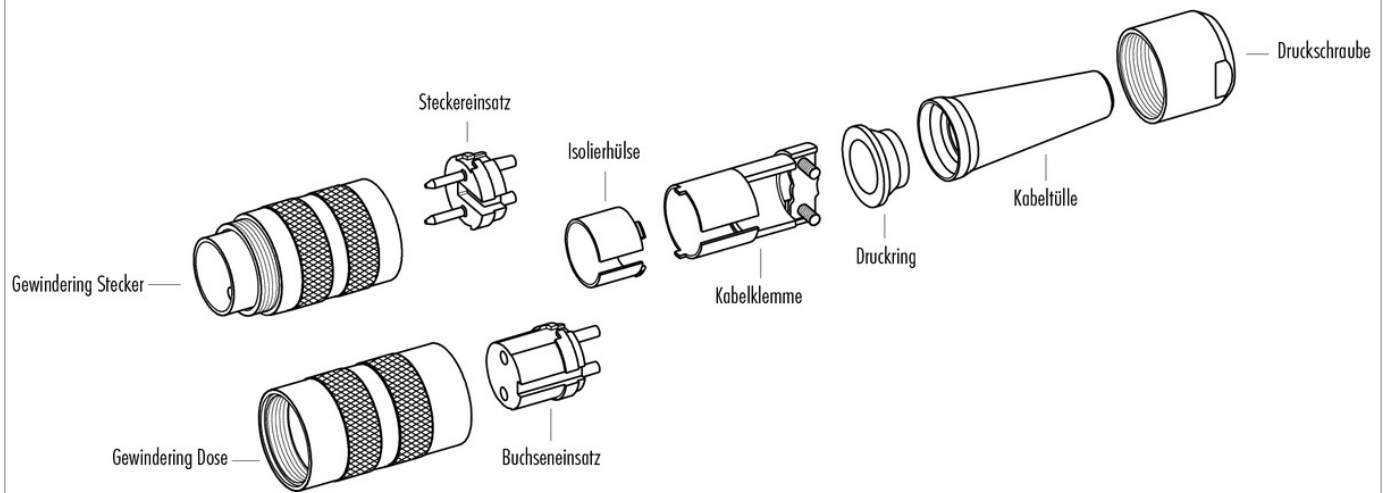
Material

Kontaktmaterial	CuZn (brass)
Kontaktplätering	Ag (silver)
Kontaktkroppsmaterial	PBT (UL 94 V-0)

Product **M16 IP40 cable connector, Contacts: 3 DIN, 6.0 - 8.0 mm, shieldable, solder, IP40**

Area **M16 IP40 series 581**
Article number **99 2005 20 03**

Sprängskiss



Product	M16 IP40 cable connector, Contacts: 3 DIN, 6.0 - 8.0 mm, shieldable, solder, IP40
Area	M16 IP40 series 581
Article number	99 2005 20 03

Security notices

The connector must not be connected or separated under load. Non-observance and incorrect use can result in personal injury.

The connectors are designed for use in plant, control system and electrical equipment. The end user is responsible for checking whether the connectors are suitable for use in other applications.

To prevent the connector being opened unintentionally when used in electrical circuits containing hazardous life parts, the thread between the housing and the connector head must be secured using a suitable cyanoacrylate adhesive. This does not apply to connectors used in SELV and PELV circuits according to IEC 61140 (EN 61140, VDE 0140-1).

Connectors used in electrical circuits containing hazardous life parts must only be assembled and used by or under the supervision of persons with the requisite electrotechnical training, taking the applicable regulations and standards into account.

The connector is not suitable for mains voltages. Please observe the pollution degrees and the overvoltage category. For further information refer to 'Technical support' in the Download Centre.

To lock the cable connector to the equipment connector, the threaded ring is tightened until it is 'finger-tight' (approx. 50 cNm).