

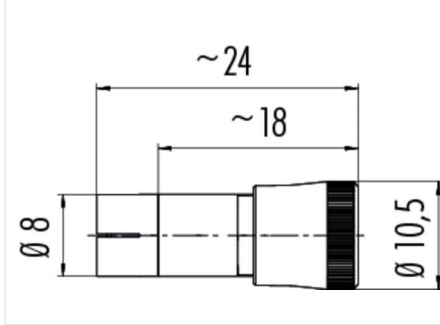
Product **Snap-In IP40 cable connector, Contacts: 5, 3.5 - 5.0 mm, Shielding is not possible, solder, IP40**

Area **Snap-In IP40 series 719**
Article number **09 9789 71 05**

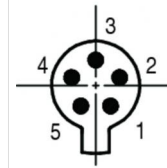
Illustration



Ritning



Polbild



	X	Y
1	0,88	-1,21
2	1,42	0,46
3	0,00	1,49
4	-1,42	0,46
5	-0,88	-1,21

You can find the item description on the next page.

Technical data

General features

Kontaktdesign	cable connector
Kontaktionslåsning	snap
Anslutning	solder
Tvärsnitt (mm)	0.25 mm ²
Tvärsnitt (AWG)	24
Kabeluttag	3.5 - 5.0 mm
Övre gränstemperatur	70 °C
Lägre gränstemperatur	- 25 °C
Customs tariff number	85369010

Electrical parameters

Märkström (40°C)	3 A
Märkspänning	60 V
Märkstötspänning	800 V
Föreningegrad	1
Överspanningskategori	II
Isoleringsmaterialgrupp	III
Resistans	≤ 3 mΩ
Insulation resistance	≥ 10 ¹⁰ Ω
EMV-behörighet	Shielding is not possible
Kapslingsklass	IP40
Mekanisk livslängd	> 100 Mating cycles

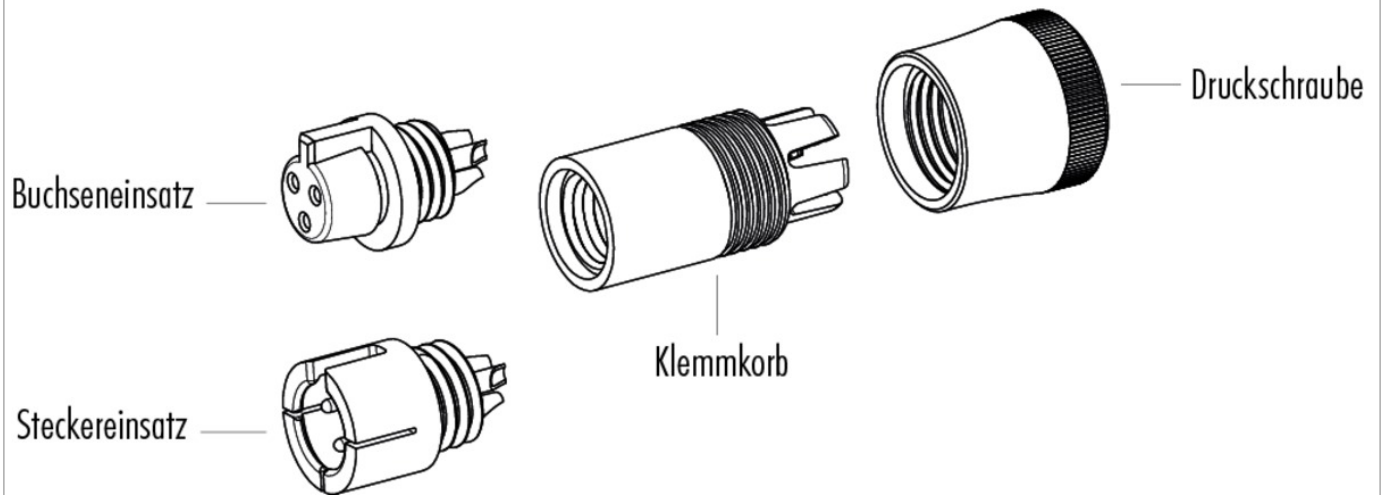
Material

Kontaktmaterial	CuZn (brass)
Kontaktplätering	Au (gold)
Kontaktroppsmaterial	PA
Kontaktthusmaterial	PA

Product **Snap-In IP40 cable connector, Contacts: 5, 3.5 - 5.0 mm, Shielding is not possible, solder, IP40**

Area **Snap-In IP40 series 719**
Article number **09 9789 71 05**

Sprängskiss



Product **Snap-In IP40 cable connector, Contacts: 5, 3.5 - 5.0 mm, Shielding is not possible, solder, IP40**

Area **Snap-In IP40 series 719**
Article number **09 9789 71 05**

Security notices

The connectors are designed for use in plant, control system and electrical equipment. The end user is responsible for checking whether the connectors are suitable for use in other applications.