

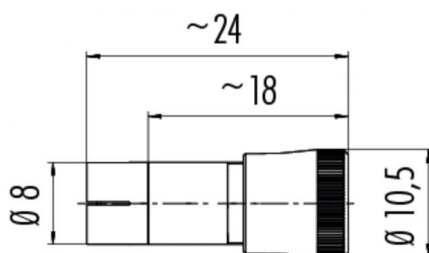
Product **Snap-In IP40 cable connector, Contacts: 3, 2.5 - 4.0 mm, Shielding is not possible, solder, IP40**

Area **Snap-In IP40 series 719**
Article number **09 9747 70 03**

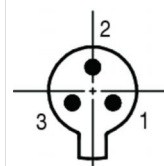
Illustration



Ritning



Polbild



| | X | Y |
|---|-------|-------|
| 1 | 1,20 | -0,70 |
| 2 | 0,00 | 1,40 |
| 3 | -1,20 | -0,70 |

You can find the item description on the next page.

Technical data

General features

| | |
|-----------------------|----------------------|
| Kontaktdesign | cable connector |
| Kontaktionslåsning | snap |
| Anslutning | solder |
| Tvärsnitt (mm) | 0.25 mm ² |
| Tvärsnitt (AWG) | 24 |
| Kabeluttag | 2.5 - 4.0 mm |
| Övre gränstemperatur | 70 °C |
| Lägre gränstemperatur | - 25 °C |
| Customs tariff number | 85369010 |

Electrical parameters

| | |
|-------------------------|---------------------------|
| Märkström (40°C) | 3 A |
| Märkspänning | 60 V |
| Märkstötspänning | 800 V |
| Föreningegrad | I |
| Överspänningskategori | II |
| Isoleringsmaterialgrupp | III |
| Resistans | ≤ 3 mΩ |
| Insulation resistance | ≥ 10 ¹⁰ Ω |
| EMV-behörighet | Shielding is not possible |
| Kapslingsklass | IP40 |
| Mekanisk livslängd | > 100 Mating cycles |

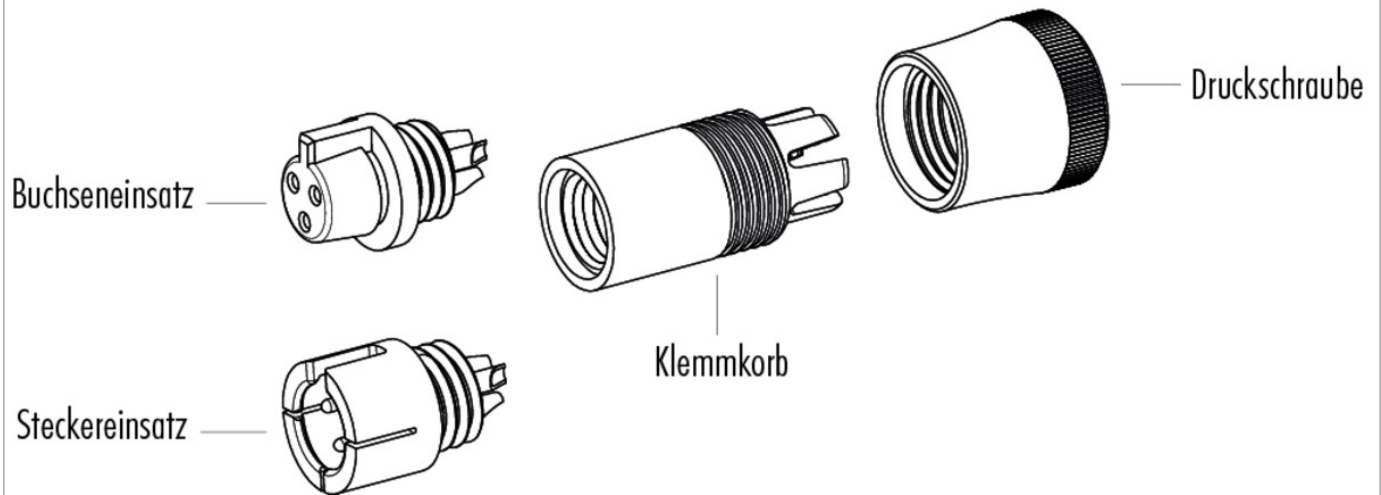
Material

| | |
|----------------------|--------------|
| Kontaktmaterial | CuZn (brass) |
| Kontaktplätering | Au (gold) |
| Kontaktroppsmaterial | PA |
| Kontaktthusmaterial | PA |

Product **Snap-In IP40 cable connector, Contacts: 3, 2.5 - 4.0 mm, Shielding is not possible, solder, IP40**

Area **Snap-In IP40 series 719**
Article number **09 9747 70 03**

Sprängskiss



Product **Snap-In IP40 cable connector, Contacts: 3, 2.5 - 4.0 mm, Shielding is not possible, solder, IP40**

Area **Snap-In IP40 series 719**
Article number **09 9747 70 03**

Security notices

The connectors are designed for use in plant, control system and electrical equipment. The end user is responsible for checking whether the connectors are suitable for use in other applications.