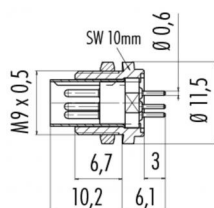


Product **M9 IP40 male panel mount connector, Contacts: 4, Shielding is not possible, dip-solder, IP40**
 Area **M9 IP40 series 711**
 Article number **09 0081 20 04**

Illustration

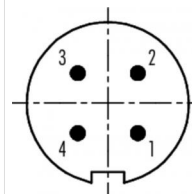


Ritning



max. wall thickness: 1,5 mm

Polbild



| | X | Y |
|---|-------|-------|
| 1 | 1,11 | -1,11 |
| 2 | 1,11 | 1,11 |
| 3 | -1,11 | 1,11 |
| 4 | -1,11 | -1,11 |

You can find the assembly instruction on the next page.

Technical data

General features

| | |
|-----------------------|----------------------------|
| Kontaktdesign | male panel mount connector |
| Kontaktionslösning | screw |
| Anslutning | dip-solder |
| Övre gränstemperatur | 85 °C |
| Lägre gränstemperatur | - 40 °C |
| Customs tariff number | 85369010 |

Electrical parameters

| | |
|-------------------------|---------------------------|
| Märkström (40°C) | 3 A |
| Märkspänning | 125 V |
| Märkstötspänning | 1500 V |
| Föroreningsgrad | 1 |
| Överspänningskategori | II |
| Isoleringsmaterialgrupp | III |
| Resistans | ≤ 3 mΩ |
| Insulation resistance | ≥ 10 ¹⁰ Ω |
| EMV-behörighet | Shielding is not possible |
| Kapslingsklass | IP40 |
| Mekanisk livslängd | > 500 Mating cycles |

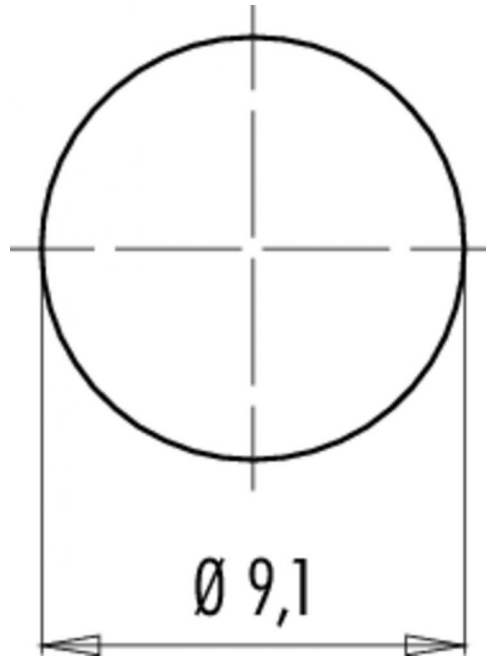
Material

| | |
|----------------------|----------------|
| Kontaktmaterial | CuZn (brass) |
| Kontaktplätering | Au (gold) |
| Kontaktroppsmaterial | PA (UL 94 V-0) |

Product **M9 IP40 male panel mount connector, Contacts: 4, Shielding is not possible, dip-solder, IP40**

Area **M9 IP40 series 711**
Article number **09 0081 20 04**

Installationsinstruktioner / Monteringsutdrag



| | |
|----------------|---|
| Product | M9 IP40 male panel mount connector, Contacts: 4, Shielding is not possible, dip-solder, IP40 |
| Area | M9 IP40 series 711 |
| Article number | 09 0081 20 04 |

Security notices

The connector must not be connected or separated under load. Non-observance and incorrect use can result in personal injury.

The connectors are designed for use in plant, control system and electrical equipment. The end user is responsible for checking whether the connectors are suitable for use in other applications.