

Product **M16 IP40 male angled connector, Contacts: 3 DIN, 6.0 - 8.0 mm, shieldable, solder, IP40**

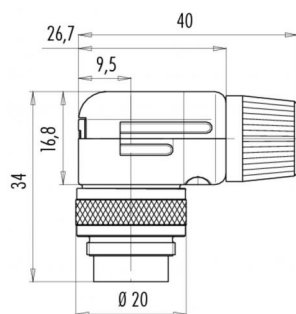
Area **M16 IP40 series 682**

Article number **99 0135 12 03**

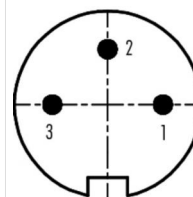
Illustration



Ritning



Polbild



	X	Y
1	3,50	0,00
2	0,00	3,50
3	-3,50	0,00

You can find the item description on the next page.

Technical data

General features

Kontaktdesign	male angled connector
Kontaktionslösning	screw
Anslutning	solder
Tvärsnitt (mm)	0.75 mm ²
Tvärsnitt (AWG)	18
Kabeluttag	6.0 - 8.0 mm
Övre gränstemperatur	85 °C
Lägre gränstemperatur	-40 °C
Customs tariff number	85369010

Electrical parameters

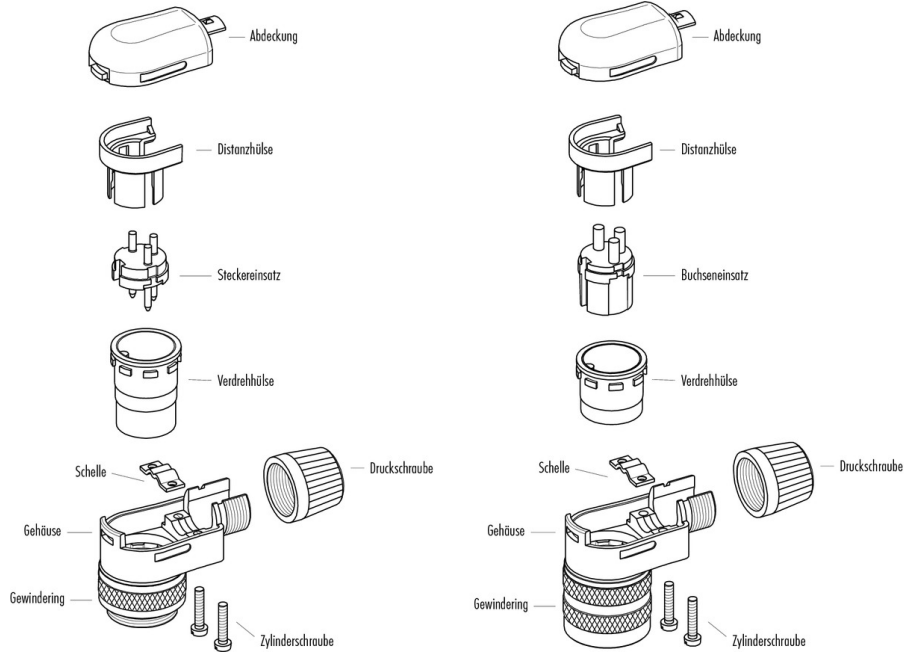
Märkström (40°C)	7 A
Märkspänning	250 V
Märkstötspänning	1500 V
Föroreningsgrad	1
Överspänningskategori	I
Isoleringsmaterialgrupp	III
Resistans	≤ 5 mΩ
Insulation resistance	≥ 10 ¹⁰ Ω
EMV-behörighet	shieldable
Kapslingsklass	IP40
Mekanisk livslängd	> 500 Mating cycles

Material

Kontaktmaterial	CuZn (brass)
Kontaktplätning	Ag (silver)
Kontaktkroppsmaterial	PBT (UL 94 V-0)
Kontakthusmaterial	PA

Product **M16 IP40 male angled connector, Contacts: 3 DIN, 6.0 - 8.0 mm, shieldable, solder, IP40**
Area **M16 IP40 series 682**
Article number **99 0135 12 03**

Sprängskiss



Product	M16 IP40 male angled connector, Contacts: 3 DIN, 6.0 - 8.0 mm, shieldable, solder, IP40
Area	M16 IP40 series 682
Article number	99 0135 12 03

Security notices

The connector must not be connected or separated under load. Non-observance and incorrect use can result in personal injury.

The connectors are designed for use in plant, control system and electrical equipment. The end user is responsible for checking whether the connectors are suitable for use in other applications.

To prevent the connector being opened unintentionally when used in electrical circuits containing hazardous life parts, the thread between the housing and the connector head must be secured using a suitable cyanoacrylate adhesive. This does not apply to connectors used in SELV and PELV circuits according to IEC 61140 (EN 61140, VDE 0140-1).

Connectors used in electrical circuits containing hazardous life parts must only be assembled and used by or under the supervision of persons with the requisite electrotechnical training, taking the applicable regulations and standards into account.

The connector is not suitable for mains voltages. Please observe the pollution degrees and the overvoltage category. For further information refer to 'Technical support' in the Download Centre.

To lock the cable connector to the equipment connector, the threaded ring is tightened until it is 'finger-tight' (approx. 50 cNm).