

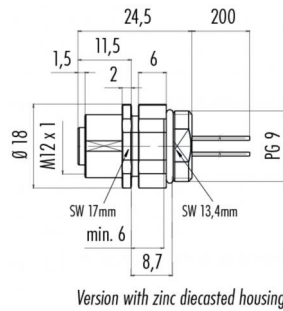
Product description **M12-A female panel mount connector, Contacts: 12, not shielded, single wires, IP68, UL, PG9 positionable**

Area **M12-A series 713**  
Order number **76 0732 0111 00012-0200**

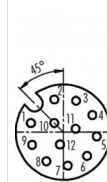
### Illustration



### Scale drawing



### Contact arrangement



	X	Y
1	-2,80	0,78
2	-0,78	2,80
3	1,09	2,69
4	2,51	1,46
5	2,88	-0,37
6	2,05	-2,05
7	0,37	-2,88
8	-1,46	-2,51
9	-2,69	-1,09
10	-0,78	0,78
11	1,06	0,29
12	-0,29	-1,06

- 1 braun/brown
- 2 blau/blue
- 3 weiß/white
- 4 grün/green
- 5 rosa/pink
- 6 gelb/yellow
- 7 schwarz/black
- 8 grau/grey
- 9 rot/red
- 10 violett/purple
- 11 grau/rosa/grey/pink
- 12 rot/blau/red/blue

Geschirmte Versionen: Schirm auf Gehäuse  
Shielded versions: shield on housing

You can find the assembly instructions on the next page.

## Technical data

### General values

**Notice** Please note that, due to the change from the old to the new order number, there may be deviations in the technical specifications. For questions about product details, please use the 'Contact Customer Service' form on the right.

**Connector design** female panel mount connector

**Connector locking system** screw

**Termination** single wires

**Wire gauge (mm)** 0.14 mm<sup>2</sup>

**Wire gauge (AWG)** 26

**Upper limit temperature** 85 °C

**Lower limit temperature** -40 °C

**Customs tariff number** 85369010

### Cable data

Approval 1 **UL**

### Electrical values

**Rated current (40 °C)** 1,5 A

**Rated voltage** 30 V

**Rated impulse voltage** 80 V

**Pollution degree** 3

**Overvoltage category** II

**Insulating material group** III

**Volume resistivity** ≤ 3 mΩ

**Insulation resistance** > 10<sup>8</sup> Ω

**EMC compliance** not shielded

**Degree of protection** IP68

**Mechanical operation** > 100 Mating cycles

### Material

**Contact material** CuSn (bronze)

**Contact plating** Au (gold)

**Contact body material** PA

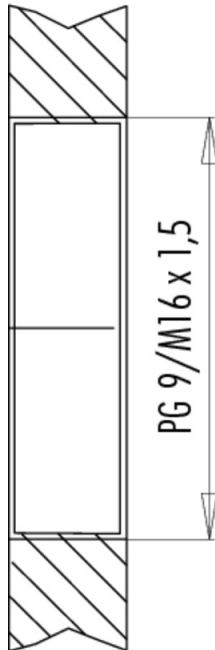
**Housing material** Zinc die-cast nickel-plated

Product description **M12-A female panel mount connector, Contacts: 12, not shielded, single wires, IP68, UL, PG9 positionable**

Area **M12-A series 713**

Order number **76 0732 0111 00012-0200**

Assembly instructions / Panel cut-out



Anzugsdrehmoment/Tightening torque

Metallgehäuse/Metal housing 6,25 Nm

Kunststoffgehäuse/Plastic housing 3,75 Nm

Product description	<b>M12-A female panel mount connector, Contacts: 12, not shielded, single wires, IP68, UL, PG9 positionable</b>
Area	<b>M12-A series 713</b>
Order number	<b>76 0732 0111 00012-0200</b>

## Security notices

The connectors are designed for use in plant, control system and electrical equipment. The end user is responsible for checking whether the connectors are suitable for use in other applications. Connectors with degree of protection IP 67 and IP 68 are not suitable for use under water. When used outdoors, the connectors must be separately protected against corrosion. For further information about IP degrees of protection refer to 'Technical support' in the Download Centre.